



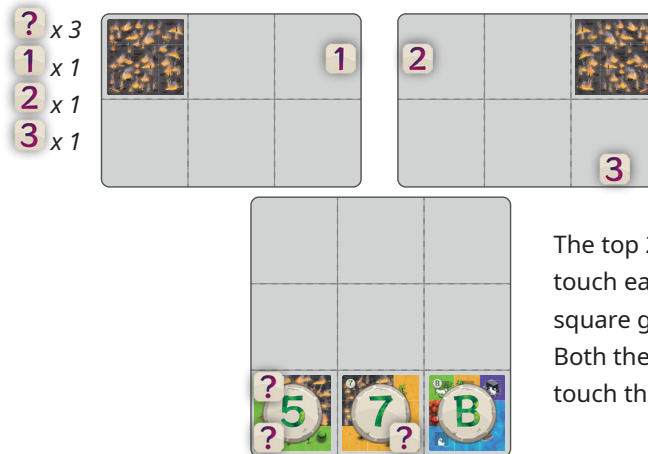


## The golden eggs

As flames engulf the island, their companions rush towards the raft, yet two unflinching cats are already dreaming of their return. What better way to celebrate than with an eggstravagant hunt for golden eggs? However, one pressing dilemma remains – who will hide the eggs amidst the chaos?

### Setup

For this scenario the  represent golden eggs and should be placed on the green and orange cat cards. The    tokens represent hiding spots and should be placed in the locations shown below.



The top 2 island boards do not touch each other, there is a 1 square gap between them. Both the island boards at the top touch the bottom island board.

### Additional objective

Hide eggs in the 3 hiding spots in order. You must hide 1 egg at hiding spot 1, the next egg at hiding spot 2, and the last egg at hiding spot 3. Any egg may be placed on any hiding spot.

### Additional rules

Pathway cards may overlap squares containing eggs and/or hiding spots. If you place a pathway card over a hiding spot, then immediately place the hiding spot on the new pathway card. The hiding spot must stay in the same position.

If a cat moves on to or through a square containing an egg, it starts carrying the egg. From now on the egg will move with the cat until it reaches a hiding spot. Once the cat reaches the hiding spot, if it is the lowest numbered hiding spot without an egg on it, then drop the egg. This hiding spot is now complete.

A cat can only carry 1 egg at the same time.

Fire tiles cannot overlap any squares containing eggs or hiding spots.

### Advanced mode

If you wish to play this scenario using the advanced rules then switch raft B with raft F. All other rules remain the same.