








# UPGRADE KIT

The revised edition of The City of Kings includes several updated rules which are explained below. You should be acquainted with the original rules of the game before reading this sheet and incorporate these rule updates in all subsequent plays of the game.

## ATTENTION TOKENS

Whenever you carry out a Work action to Gather or Scavenge and roll at least 1 , place 1  Attention token on the Map tile. You no longer place 1  per  rolled. If you roll no , then do not place any .

## EQUIPMENT

The Upgrade Kit comprises 20 Starter Equipment cards, distinguished by the  on the back. These replace 20 of your existing Equipment cards.

**FIRST SETUP:** Prior to your first game, you will need to sift through your existing Equipment card deck, locate the 20 corresponding Equipment cards (using the artwork as reference), and permanently discard them. You will not require these again.

In future games, keep the Starter Equipment cards and other Equipment cards separate, placing both in the Trade District during setup.

At all times, when you are prompted to draw an Equipment card, you may choose from which of the 2 decks to draw. If you need to draw more than 1 Equipment card, you may draw cards from the Starter Equipment deck or Equipment deck, in any combination.

## QUESTS

Whenever you draw a Quest card, you now have the option to decide whether or not you wish to proceed with the quest before resolving it. Read the card aloud, and if you choose to continue, follow the usual rules. If you do not wish to undertake the quest, you may immediately discard it without performing any actions mentioned on the card (you receive no rewards).

## CREATURE STAT BARS

All of your Creature Stat bars and Boss Stat bars can be permanently discarded; you will not require them again. The Upgrade Kit replaces them with Creature Stat cards and Boss Stat cards. These function in the same manner but include 2 sets of stats:

**STANDARD:** This set of creatures is easier and now serves as the default for new players.

**ADVANCED:** This set of creatures is more challenging and corresponds to the creatures previously featured on your Creature Stat Bars.

Use these cards in the same way you have previously used the Stat bars. Simply rotate the card to your chosen difficulty and tuck the unused half of the card under the Creature Template, leaving the difficulty you have chosen visible.

